



STONE

ENTERPRISES, INC.

REPLACEMENT PARTS | EQUIPMENT | INTERGRATION


STONE CONVEYORS

*All conveyors are manufactured & designed for endurance,
sanitation, maintenance ease & production requirements*

DIVERTER




CLEAN IN PLACE




FLAT/INSPECTION




INCLINE



TRAY TURNING




EASY CLEAN




VERTICAL



METAL DETECTION
WITH REJECT ARM



RADIUS



STANDARD FEATURES:

Custom made from all stainless steel, with AMI's Sanitation Equipment Design Principles in mind

Designed to include many optional features, including Sealed SS Motors, Aluminum Gearboxes, adjustable ergonomic work platforms, drip pans, adjustable legs, composite bearings, square shafts, & much more

PROUDLY MANUFACTURED IN THE USA | 100% SATISFACTION GUARANTEED

FOR A COMPLETE LISTING OF PARTS & EQUIPMENT:
www.StoneEnt.net | (877) 653-0500